

Q1.

A sinusoidal wave with a speed of 22.4 m/s is travelling on a string of linear density 15.0 g/m. If the maximum transverse speed of a particle of the string is 7.05 m/s, then the average power transmitted by this wave is:

- A) 8.35 W
- B) 4.62 W
- C) 5.21 W
- D) 1.30 W
- E) 9.62 W

Sec# Wave - I - Energy and Power of a Traveling String Wave
Grade# 53

Q2.

A car, travelling with a speed of 30.0 m/s, follows a police car travelling at 50.0 m/s. The siren of the police car emits sound with a frequency of 500 Hz. What frequency is heard by the driver of the car? The speed of sound is 340 m/s.

- A) 474 Hz
- B) 527 Hz
- C) 397 Hz
- D) 534 Hz
- E) 468 Hz

Sec# Wave - II - The Doppler Effect
Grade# 58

Q3.

For an ideal gas, which of the following statements is **CORRECT**?

- A) In an isothermal expansion: $W = Q$.
- B) In an isothermal expansion: $W = \Delta E_{int}$.
- C) In an isothermal expansion: $Q = \Delta E_{int}$.
- D) In an isochoric process: $W = \Delta E_{int}$.
- E) In an isochoric process: $W = Q$.

Sec# Temperature, Heat, and the First Law of Thermodynamics - Some Special Cases of the First Law of Thermodynamics
Grade# 55

Q4.

Two moles of an ideal gas are in a 6.0 L container at a pressure of 5.0×10^5 Pa. Find the average translational kinetic energy of a single molecule.

- A) 3.7×10^{-21} J
- B) 1.2×10^{-21} J
- C) 7.5×10^{-21} J
- D) 1.9×10^{-21} J
- E) 9.3×10^{-21} J

Sec# The kinetic Theory of Gases - Translational Kinetic Energy
Grade# 53

Q5.

Five moles of an ideal monatomic gas are allowed to expand isobarically from 40.0 cm^3 to 100 cm^3 . What is the change of entropy of the gas in this process?

- A) + 95.2 J/K
- B) + 57.1 J/K
- C) - 95.2 J/K
- D) - 57.1 J/K
- E) + 19.1 J/K

Sec# Entropy and the Second Law of Thermodynamics - Change in Entropy
Grade# 50

Q6.

Two positive point charges are fixed on the x -axis as follows: $q_1 = 12 \mu\text{C}$ at the origin, and $q_2 = 3.0 \mu\text{C}$ at $x = + 3.0 \text{ m}$. At what coordinate, on the x -axis, is the electric field due to q_1 and q_2 zero?

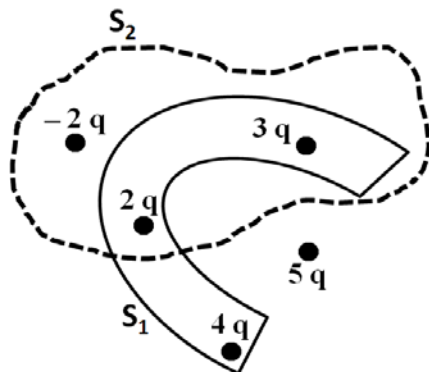
- A) + 2.0 m
- B) - 1.5 m
- C) + 3.0 m
- D) + 1.0 m
- E) - 1.0 m

Sec# Electric fields - The Electric Field Due to a Point Charge
Grade# 58

Q7.

In **Figure 1**, what is the ratio of the electric flux that penetrates surface S_1 to the flux that penetrates surface S_2 ?

Fig#



- A) 3
- B) 0
- C) 2

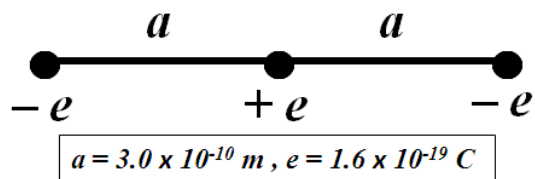
- D) 1
- E) 1/3

Sec# Gauss's law - Gauss's Law
Grade# 58

Q8.

Three charges are arranged as shown in **Figure 2**. Calculate the work required by an external agent to remove the negative charge ($-e$) on the right end to infinity.

Fig#



- A) $3.8 \times 10^{-19} \text{ J}$
- B) $7.7 \times 10^{-19} \text{ J}$
- C) $1.5 \times 10^{-18} \text{ J}$
- D) $1.9 \times 10^{-19} \text{ J}$
- E) $1.3 \times 10^{-19} \text{ J}$

Sec# Electric Potential - Electric Potential Energy of a System of Point Charges
Grade# 53

Q9.

A particle ($m = 2.0 \times 10^{-9} \text{ kg}$, $q = -5.0 \mu\text{C}$) has a speed of 30 m/s at point A and moves, under the effect of an electric field opposite to its velocity, to point B where its speed becomes 80 m/s. What is the potential difference $V_B - V_A$?

- A) + 1.1 V
- B) + 3.5 V
- C) + 6.3 V
- D) - 2.4 V
- E) zero

Sec# Electric Potential - Electric Potential Energy of a System of Point Charges
Grade# 48

Q10.

The space between the plates of an isolated parallel-plate capacitor is filled with plastic of dielectric constant $\kappa_1 = 2.10$. The potential difference between the plates is 600 V. The plastic is replaced with glass whose dielectric constant is $\kappa_2 = 3.40$. What is the potential difference between the plates after inserting the glass?

- A) 371 V
- B) 247 V
- C) 325 V
- D) 199 V

E) 462 V

Sec# Capacitance - Capacitor with a Dielectric
Grade# 45

Q11.

Two resistors, A and B, are made of the same material of cylindrical wires having the same length. When a potential difference of 110 V is applied to each wire, the powers dissipated in A and B are 400 W and 100 W, respectively. Ignoring the variation of resistance with temperature, the ratio of the diameter of A to that of B is:

- A) 2
- B) 1
- C) 1/2
- D) 1/4
- E) 4

Sec# Current and Resistance - Power in Electric Circuits
Grade# 45

Q12.

A light bulb has a tungsten filament with a resistance of 18.0Ω at 20.0°C . It is connected to a 120 V source. When operational, it dissipates a power of 100 W. What is the operational temperature of the filament? Assume that the dimensions of the filament do not change. The temperature coefficient of resistivity of tungsten is $4.50 \times 10^{-3} (\text{C}^\circ)^{-1}$.

- A) 1850 K
- B) 2880 K
- C) 1110 K
- D) 1280 K
- E) 2930 K

Sec# Current and Resistance - Resistance and Resistivity
Grade# 50

Q13.

A 45Ω resistor is connected across the terminals of a 10 V battery. If a current of 0.20 A flows through the 45Ω resistor, what is the internal resistance of the battery?

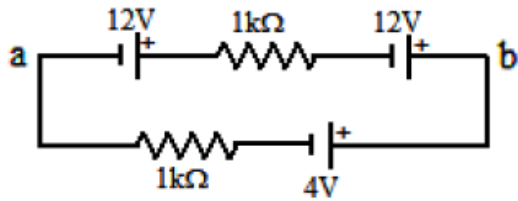
- A) 5Ω
- B) 3Ω
- C) 9Ω
- D) 8Ω
- E) 7Ω

Sec# Circuits - Calculating the Current in a Single-Loop nCircuit
Grade# 58

Q14.

The absolute value of the potential difference between points **a** and **b** in the **Figure 6** is:

Fig#



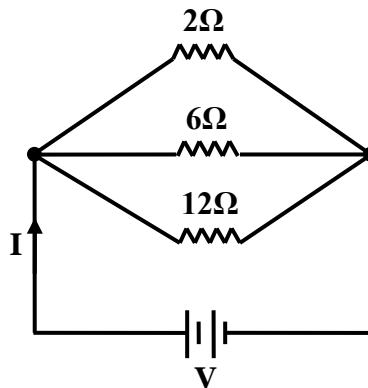
- A) 14 V
- B) 21 V
- C) 41 V
- D) 11 V
- E) 19 V

Sec# Circuits - Potential Difference Between Two Points
Grade# 53

Q15.

Three resistors of resistances $2\ \Omega$, $6\ \Omega$ and $12\ \Omega$ are connected to a battery, as shown in **Figure 7**. If the total current through the circuit is $I = 5\ \text{A}$, what is the current through the $12\ \Omega$ resistor?

Fig#



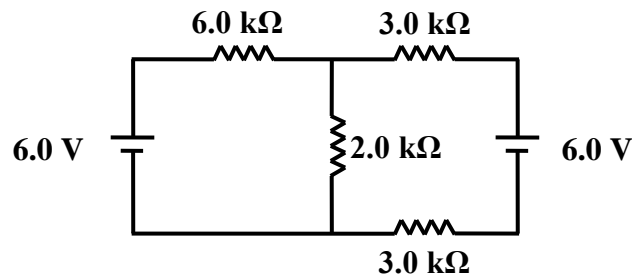
- A) 0.6 A
- B) 0.3 A
- C) 0.1 A
- D) 0.2 A
- E) 0.9 A

Sec# Circuits - Multiloop Circuits
Grade# 50

Q16.

In the multi-loop circuit shown in **Figure 8**, the current through the $2.0\ \text{k}\Omega$ resistor is:

Fig#



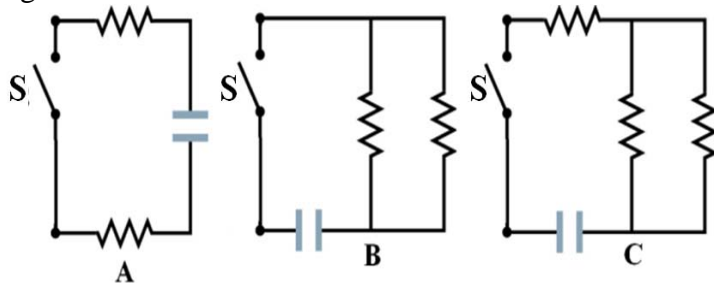
- A) 1.2 mA
- B) 3.1 mA
- C) 1.9 mA
- D) 0.7 mA
- E) 2.5 mA

Sec# Circuits - Multiloop Circuits
Grade# 48

Q17.

In the circuits shown in **Figure 9**, all the capacitors have the same capacitance and initial charge, and all the resistors have the same resistance. At time $t = 0$, switch S is closed such that each capacitor discharges through its resistors network. Rank the time taken for discharging the capacitor to have its initial charge, **shortest** time first.

Fig#



- A) B, C, A
- B) C, B, A
- C) A, C, B
- D) C, A, B
- E) B, A, C

Sec# Circuits - RC Circuits
Grade# 48

Q18.

A particle (mass = 6.0×10^{-6} kg) moves in the xy plane with a speed of 4.0 km/s in a direction that makes an angle of 37° above the positive x axis. At the instant it enters a magnetic field of $(5.0\hat{i})$ mT, it experiences an acceleration of $(8.0\hat{k})$ m/s². What is the charge of the particle? Ignore the gravitational force on the particle.

- A) $-4.0 \mu\text{C}$
- B) $-4.8 \mu\text{C}$
- C) $+4.0 \mu\text{C}$
- D) $+4.8 \mu\text{C}$
- E) $-5.0 \mu\text{C}$

Sec# Magnetic Fields - The Definition B
Grade# 50

Q19.

A region of space contains perpendicular uniform electric and magnetic fields, with the electric field pointing in the positive y direction. In this region, a proton travels in the positive x direction with constant velocity. What is the direction of the magnetic field?

- A) $+z$ direction
- B) $-z$ direction
- C) $+y$ direction
- D) $-y$ direction
- E) $-x$ direction

Sec# Magnetic Fields - Crossed Fields: Discovery of the Electron
Grade# 55

Q20.

A proton moves around a circular path (radius = 2.0 mm) in a uniform 0.25 T magnetic field. What total distance does this proton travel during a 1.0-s time interval?

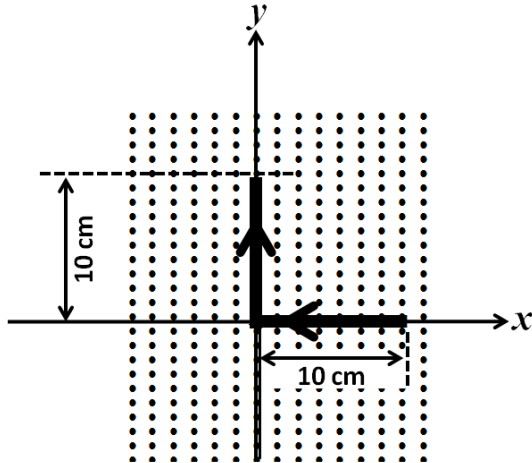
- A) 48 km
- B) 82 km
- C) 71 km
- D) 59 km
- E) 7.5 km

Sec# Magnetic Fields - A Circulating Charged Particle
Grade# 48

Q21.

A straight 20-cm wire is bent at its midpoint so as to form an angle of 90° , as shown in **Figure 10**, and carries a current of 10 A. It lies in the xy plane in a region where the magnetic field is in the positive z direction and has a constant magnitude of 3.0 mT. What is the magnitude of the total magnetic force on this wire?

Fig#



- A) 4.2×10^{-3} N
- B) 3.2×10^{-3} N
- C) 5.3×10^{-3} N
- D) 2.1×10^{-3} N
- E) 6.0×10^{-3} N

Sec# Magnetic Fields - Magnetic Force on a Current-Carrying Wire
Grade# 48

Q22.

A loop of radius $r = 5.00$ cm, carrying a current $I = 0.200$ A, is placed inside a magnetic field $\vec{B} = 0.300\hat{i}$ (T). The normal to the loop is parallel to a unit vector $\hat{n} = -0.600\hat{i} - 0.800\hat{j}$. Calculate the magnitude of the torque on the loop.

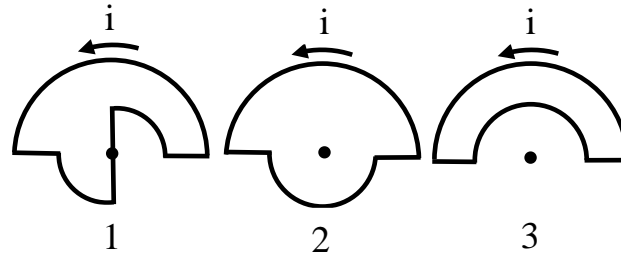
- A) 3.78×10^{-4} N.m
- B) 1.13×10^{-4} N.m
- C) 0.600×10^{-4} N.m
- D) 4.72×10^{-4} N.m
- E) Zero

Sec# Magnetic Fields - Torque on a Current Loop
Grade# 43

Q23.

Figure 11 shows three circuits consisting of straight radial lengths and concentric circular arcs (either half- or quarter-circles of radii r or $2r$). The circuits carry the same current in the indicated direction. Rank the circuits according to the magnitude of the magnetic field produced at the center of curvature (the dot), greatest first.

Fig#



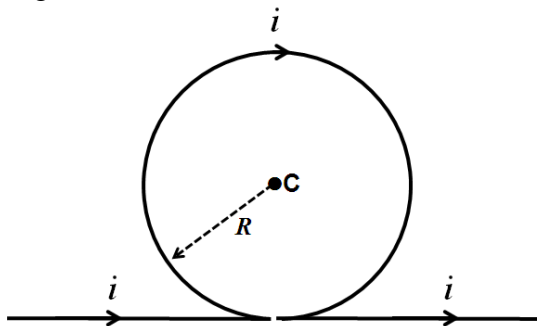
- A) B2, B1, B3
- B) B1, B2, B3
- C) B3, B2, B1
- D) B2, B3, B1
- E) B1, B3, B2

Sec# Magnetic Fields Due to Currents - Calculating the Magnetic Field Due to a Current
Grade# 48

Q24.

A wire is bent as shown in **FIGURE 12**, and carries a current $i = 15$ mA along the indicated directions. What is the magnitude of the magnetic field at the center of the loop, C, if the radius of the loop is $R = 5.0$ cm?

Fig#



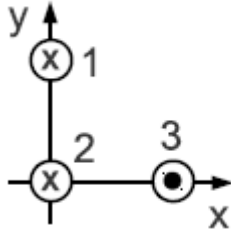
- A) 1.3×10^{-7} T
- B) 3.3×10^{-6} T
- C) 1.1×10^{-8} T
- D) 3.1×10^{-7} T
- E) 5.3×10^{-8} T

Sec# Magnetic Fields Due to Currents - Calculating the Magnetic Field Due to a Current
Grade# 48

Q25.

Three long wires have currents flowing perpendicular to the page with directions as indicated in **FIGURE 13**. Wire 1 is at $y = 2.0$ m on the y -axis, wire 2 is located at the origin, and wire 3 is at $x = 2.0$ m on the x -axis. If $I_1 = 1.0$ A, $I_2 = 2.0$ A, and $I_3 = 3.0$ A, what is the magnitude of the net force per unit length on wire 2 due to the other two wires?

Fig#



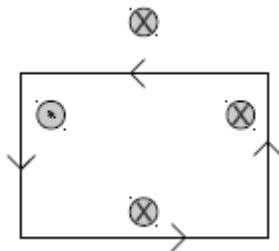
- A) 6.3×10^{-7} N/m
- B) 5.3×10^{-5} N/m
- C) 5.3×10^{-9} N/m
- D) 3.6×10^{-7} N/m
- E) 1.3×10^{-7} N/m

Sec# Magnetic Fields Due to Currents - Force Between Two Parallel Currents
Grade# 48

Q26.

Each of the four wires in **Figure 14** carries a 2.0 A current into or out of the page. What is the value of the line integral $\oint \vec{B} \cdot d\vec{s}$ for the indicated path of integration?

Fig#



- A) -2.5×10^{-6} T.m
- B) $+2.5 \times 10^{-6}$ T.m
- C) -1.5×10^{-7} T.m
- D) $+1.5 \times 10^{-7}$ T.m
- E) $+5.5 \times 10^{-6}$ T.m

Sec# Magnetic Fields Due to Currents - Ampere's Law
Grade# 48

Q27.

A solenoid with N turns carries a current of 12 A and has a length of 43 cm. If the magnitude of the magnetic field generated at the center of the solenoid is 90 mT, what is the value of N ?

- A) 2.6×10^3
- B) 1.9×10^3
- C) 2.2×10^3
- D) 1.1×10^3
- E) 1.7×10^3

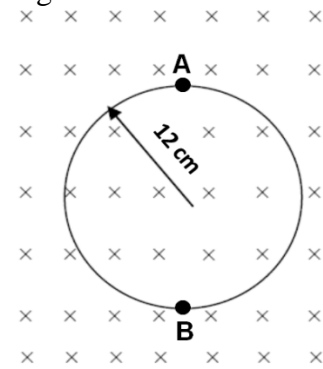
Sec# Magnetic Fields Due to Currents - Solenoid and Toroids

Grade# 60

Q28.

A flexible loop has a radius of 12.0 cm and is placed with its plane perpendicular to a uniform magnetic field of magnitude 0.150 T, as shown in **Figure 3**. The loop is grasped at points A and B and stretched at constant rate until its area is zero. If it takes 0.300 s to stretch the loop, what is the magnitude of the induced emf during this time interval?

Fig#



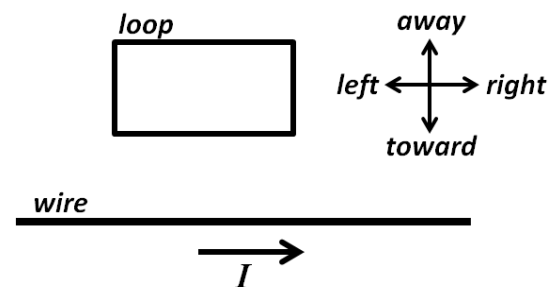
- A) 22.6 mV
- B) 6.31 mV
- C) 2.76 mV
- D) 63.1 mV
- E) 16.3 mV

Sec# Induction and Inductance - Faraday's Law of Induction
Grade# 53

Q29.

A conducting loop is placed near a long straight wire carrying a constant current I , as shown in **Figure 4**. Which of the following actions will induce a counterclockwise current in the loop?

Fig#



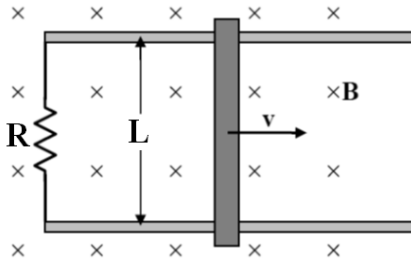
- A) Moving it up away from the wire
- B) Moving it toward the wire
- C) Moving it to the right (parallel to the wire)
- D) Moving it to the left (parallel to the wire)
- E) Rotating it through an axis that coincides with the wire

Sec# Induction and Inductance - Lenz's Law
Grade# 48

Q30.

Figure 5 shows a metallic bar being moved to the right on two conducting parallel rails in a uniform magnetic field of magnitude 2.5 T, directed into the page. If $R = 6.0 \Omega$, and $L = 1.2 \text{ m}$, what is the magnitude of the applied force required to move the bar at a constant speed of 2.0 m/s?

Fig#



- A) 3.0 N
- B) 5.0 N
- C) 2.0 N
- D) 4.0 N
- E) 6.0 N

Sec# Induction and Inductance - Induction and Energy Transfers
Grade# 53

Test Expected Average = 51

$v = \sqrt{\tau / \mu}$ $v = \sqrt{B / \rho}$ $s = s_m \cos(kx - \omega t)$ $I = \frac{\text{Power}}{\text{Area}}$ $y = y_m \sin(kx - \omega t)$ $P_{\text{avg}} = \frac{1}{2} \mu \omega^2 v (y_m)^2$ $\Delta P = \Delta P_m \sin(kx - \omega t)$ $\Delta P_m = \rho v \omega S_m$ $I = \frac{1}{2} \rho (\omega S_m)^2 v$ $\beta = 10 \log \frac{I}{I_0}$ $I_0 = 10^{-12} \text{ W/m}^2$ $f' = f \left(\frac{v \pm v_D}{v \mp v_s} \right)$ $y = \left(2y_m \cos \frac{\phi}{2} \right) \sin \left(kx - \omega t - \frac{\phi}{2} \right)$ $\Delta L = \frac{\lambda}{2\pi} \phi$ $\Delta L = m\lambda$ $\Delta L = \left(m + \frac{1}{2} \right) \lambda$ $f_n = \frac{nv}{2L}, \quad n = 1, 2, 3, \dots$ $f_n = \frac{nv}{4L}, \quad n = 1, 3, 5, \dots$ $y = 2y_m (\sin kx) (\cos \omega t)$ $\alpha = \frac{\Delta L}{L} \frac{1}{\Delta T}$ $PV = nRT = NkT$ $W = \int P dV$ $W = nRT \ln(V_f/V_i)$ $v_{\text{rms}} = \sqrt{\frac{3RT}{M}}$ $\frac{1}{2} mv^2 = \frac{3}{2} kT$	$Q = mc \Delta T, Q = mL$ $\Delta E_{\text{int}} = Q - W, \Delta E_{\text{int}} = n C_v$ ΔT $C_p - C_v = R, \gamma = C_p/C_v$ $H = \frac{Q}{t} = \kappa A \frac{T_H - T_C}{L}$ $Q = n C_p \Delta T, Q = n C_v \Delta T$ $P V^\gamma = \text{constant}, T V^{\gamma-1} = \text{constant}$ $T_F = \frac{9}{5} T_C + 32, T_K = T_C + 273$ $W = Q_H - Q_L, \quad \varepsilon = \frac{W}{Q_H} = 1 - \frac{Q_L}{Q_H}$ $K = \frac{Q_L}{W} \quad \Delta S = \int \frac{dQ}{T}$ $\Delta S = nR \ln \frac{V_f}{V_i} + nC_v \ln \frac{T_f}{T_i}$ $F = \frac{kq_1 q_2}{r^2}, \quad F = q_o E$ $v = v_o + at$ $v^2 = (v_o)^2 + 2a(x - x_o)$ $U = -\vec{P} \cdot \vec{E}, \quad \vec{\tau} = \vec{P} \times \vec{E}$ $\phi_c = \oint \vec{E} \cdot d\vec{A} = \frac{q_{\text{in}}}{\varepsilon_0}$ $\phi = \int_{\text{Surface}} \vec{E} \cdot d\vec{A}, \quad E = \frac{kq}{r^2}$ $E = \frac{kQ}{R^3} r, \quad E = \frac{2k\lambda}{r}$ $E = \frac{\sigma}{2\varepsilon_0}, \quad E = \frac{\sigma}{\varepsilon_0}$ $\Delta V = V_B - V_A = - \int_A^B \vec{E} \cdot d\vec{S} = \frac{\Delta U}{q_o}$ $V = \frac{kQ}{r}, \quad U = \frac{kq_1 q_2}{r_{12}}$ $E_x = -\frac{\partial V}{\partial x}, E_y = -\frac{\partial V}{\partial y}, E_z = -\frac{\partial V}{\partial z}$ $C = \frac{Q}{V}, \quad C_o = \frac{\varepsilon_o A}{d}$ $U = \frac{1}{2} CV^2, \quad C = \kappa C_{\text{air}}$	$I = \frac{dQ}{dt}, \quad I = J A$ $R = \frac{V}{I} = \rho \frac{L}{A}, \quad J = \sigma E$ $\rho = \rho_o [1 + \alpha(T - T_o)], \quad P = IV$ $q(t) = C\varepsilon [1 - e^{-t/RC}],$ $q(t) = q_o e^{-t/RC}$ $\vec{F} = q(\vec{v} \times \vec{B}), \quad \vec{F} = i(\vec{L} \times \vec{B})$ $\vec{\tau} = \vec{\mu} \times \vec{B}; \quad \vec{\mu} = Ni\vec{A}$ $U = -\vec{\mu} \cdot \vec{B}$ $d\vec{B} = \frac{\mu_o}{4\pi} \frac{i d\vec{s} \times \vec{r}}{r^3},$ $\oint \vec{B} \cdot d\vec{s} = \mu_o i_{\text{enc}}$ $B = \frac{\mu_o i}{4\pi R} \phi, \quad B = \frac{\mu_o i}{2\pi r}$ $F_{\text{ba}} = \frac{\mu_o Li_a i_b}{2\pi d}$ $B_s = \mu_o n i$ $\Phi_B = \int \vec{B} \cdot d\vec{A}$ $E_{\text{ind}} = -d\Phi_B/dt, \quad E_{\text{ind}} = BLv$ <hr/> $\varepsilon_o = 8.85 \times 10^{-12} \text{ C}^2/\text{N.m}^2$ $k = 9.00 \times 10^9 \text{ N.m}^2/\text{C}^2$ $q_e = -e = -1.60 \times 10^{-19} \text{ C}$ $q_p = +e = +1.60 \times 10^{-19} \text{ C}$ $m_e = 9.11 \times 10^{-31} \text{ kg}$ $m_p = 1.67 \times 10^{-27} \text{ kg}$ $\mu = \text{micro} = 10^{-6}, n = \text{nano} = 10^{-9},$ $p = \text{pico} = 10^{-12}$ $\mu_o = 4\pi \times 10^{-7} \text{ Wb/A.m}$ $k = 1.38 \times 10^{-23} \text{ J/K}$ $N_A = 6.02 \times 10^{23} \text{ molecules/mole}$ $1 \text{ atm} = 1.01 \times 10^5 \text{ N/m}^2$ $R = 8.31 \text{ J/mol.K}$ $g = 9.8 \text{ m/s}^2$ $1L = 10^{-3} \text{ m}^3$ <p>For water: $L_F = 333 \text{ kJ/kg}$ $L_V = 2256 \text{ kJ/kg}$ $c = 4190 \text{ J/kg.K}$</p>
--	--	--